


Family Programs Class Schedule & Costs

Location is Commodities Building (see Map #10)



Pie Basket

Baskets


- MaryJo McCarty
Limit 20 Students per class

Thursday -
10" PIE BASKET, \$38.00.
10" round, 10" square iron handle, Learn how to use a wooden bottom, choice of colors.



Knitting Basket

Friday -
KNITTING BASKET,
\$45.00. 10"x10"x9", Basket has a 10" handle and wooden feet, learn to make curls around the bottom.

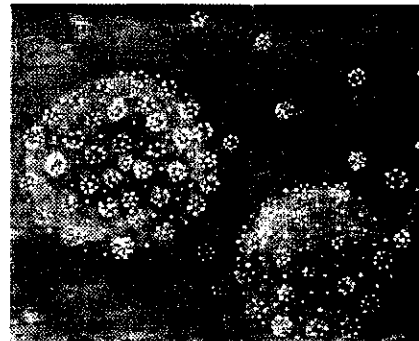



3 Part Basket

Saturday -
3 PART BASKET, \$30.00.
16"x5"x4" This is 3 separate baskets put together to make one, with 5" iron handle, your choice of colors.

Creations in Canvas

- Carolyn Boone-Schallmo, children's illustrator
Thursday - Saturday:
Two classes each day from 9:30-11:00 and 1:30-3:00
Limited space Class description:
CREATIONS IN CANVAS
- Cost: \$20.00 Canvas Size - 8 by 10 inches. A fun adventure into the world of illustrating with acrylics. Students will follow Carolyn through the beginning steps of a painting, learning brush strokes and painting techniques through the process. Each student will then personalize their work and make it unique. No prior skills are necessary, each student will have a successful, finished masterpiece at the end of class. All materials are included. Class time 1 1/2 hours.



Ebru (Marbled) Scarves

- Jill Lau and Amy Ficks
Thursday - Saturday

Two time periods each day from 9-12 and 1-4 - (Not available on Thursday Morning)
Limited to time available. Each scarf takes 15-20 min to complete. Cost: \$20.00 per scarf SCARF is 14 by 72 inches
EBRU OR MARBLING

It's called Marbling because often the results look like the

swirls of color in marble stone. It's been around as an art form for a long time - old books often have marbled end-papers. The idea is that you float fabric paints on the surface of a thick liquid (called "Size"). The floating paints can be swirled moved and pushed into patterns. The patterns of colored paint are transferred to the fabric or paper. Each design is unique and can never be repeated. As a technique, it's both easy and hard. It's easy to do, great fun for kids and safe. It's hard in that the more you do, the better results you will get and the difference between your early designs and your later designs will be very noticeable.

